

INTRODUCTION

Heat Pipe Technology, Inc.

Heat Pipe Technology, Inc. (HPT) was founded in 1983. With funding from private investors, and a grant from the Department of Energy. HPT began research on a new use for heat pipes, a passive heat transfer device previously used in many various applications ranging from orbiting satellites to the Alaskan Pipeline ground spikes. By applying heat pipes to standard air conditioning coil systems, the dehumidification performance and efficiency was greatly enhanced, with no increase in energy use.

Projects to follow proved the technology could be applied on any scale, while being commercially viable and practical to implement. While humidity control became a widely recognized requirement for indoor air quality in all modern buildings, heat pipes were proving to be one of the most cost effective and efficient methods of dehumidification in the world.

With a staff of talented mechanical engineers and a specialized team of installation experts, HPT began installing patented *HPT Dehumidifier Heat Pipes* at thousands of locations around the world. The client list grew to include many high profile locations such as *Walt Disney World*, *The Kennedy Space Center* and the *Salvador Dali Museum*, as well as data centers, numerous restaurant chains, premier hotels, and many prestigious universities. Applications have ranged from 2 to 500 ton systems.

Today, HPT manufactures heat pipes for dehumidification and energy recovery for many diverse HVAC applications in addition to the custom and retrofit designs.

As of January 2017, HPT is represented worldwide by 56 independent representatives in over 100 locations, (many representatives have multiple offices). Call for the name of a representative in your area: (813) 470-4250, or log on to our website at www.heatpipe.com.

The Heat Pipe Principle

Having first been invented near the turn of the 20th century, the heat pipe is not in itself a new invention. Early heat pipes were constructed out of hollow metal tubes that were sealed at both ends, vacuumed, and charged with a small quantity of evaporative fluid. They contained a "wick" to transport the fluid from one end of the heat pipe to the other.

Relying on the energy absorbed and released from the phase change of the fluid, the hollow heat pipe allowed an **extremely fast heat transfer**. Heat applied to one end of the pipe would almost instantaneously evaporate the fluid inside. This vapor would then move to the other, colder end of the pipe where it quickly condensed back into a liquid, releasing the heat absorbed during the evaporation.

Recent Heat Pipe Development

Modern heat pipes are able to transfer heat several hundred times faster than a solid copper rod. However, the applications for heat pipes have been limited in the past due to their construction expense. The requirement for separate pipes and interior capillary wicks has traditionally kept the cost of heat pipes too high for all but the most exotic applications. Additionally, wick materials did not last very long.

Heat Pipe Technology, Inc., revolutionized the construction of heat pipes in the early 1980's and HPT was granted the first of several heat pipe patents in 1986. The methods that were developed brought the cost of the company's patented heat pipes down to a commercially affordable level. The patent also disclosed a new and previously undiscovered use for heat pipes, namely, using them to increase the efficiency and dehumidification capability of air conditioning systems.

The Discovery of Heat Pipe Dehumidification

In 1983, HPT research engineers conceived a method for applying heat pipes to an air conditioning system. A prototype was built, which included a heat pipe arrangement that would later become the company's patented dehumidification heat pipe technology. The initial testing indicated that the heat pipe dramatically improved the performance of the cooling coil for dehumidification.

This research led to a Technology Utilization contract with NASA. The potential of the technology was also recognized by the Department of Energy's (DOE) award in 1991 through a grant for bringing the heat pipe technology to public awareness.

Heat Pipes for Dehumidification & Energy Recovery

In an air conditioning system, the colder the air becomes as it passes over the cooling coil, the more moisture is condensed out. HPT heat-pipes wrap around the cooling coil, with one part of the heat pipe in the return air stream and the other part in the supply air stream. Warm incoming air is pre-cooled by the evaporator (precool) section of the heat pipes. The air is then cooled further (overcooled) by the cooling coil for more moisture extraction. Next, air is passively heated back up by the condenser (reheat) section of the heat pipes to lower the relative humidity. The leaving air from the heat pipe system now has much lower moisture content and lower relative humidity.

While consuming no energy, except for the small static pressure increase, the heat pipe precooling effect allows the cooling coil to operate at a lower temperature, considerably increasing the moisture removal capabilities of the system. With lower humidity, the indoor air becomes more comfortable at higher thermostat settings, resulting in net energy savings.

Heat pipes are also used to recover energy as heat exchanger between supply and exhaust air streams. With no moving parts and no tilt mechanism needed, HPT energy recovery modules have a distinct advantage over the competitors and other technologies.

The Markets for Heat Pipe Technology

HPT's advances in heat pipes have opened many large markets with a wide variety of applications. The commercial and industrial applications include, but are not limited to, medical and health facilities, data centers, schools, supermarkets, restaurants, libraries and archives, warehouses, hotels, public and commercial buildings, and high-tech facilities.

In 1989, the company began designing and installing commercial heat pipe systems used for dehumidification and passive cooling. Early installations included cooling systems for government radar and satellite tracking stations, heat recovery for buildings using outside air, and resolution of building humidity problems.

By 1990, the company had discovered the huge market that exists for commercial HVAC dehumidification systems. The company began performing market research and working closely with a number of utility companies, specifying engineers, and national restaurant chains to install, test and monitor the heat pipes. The results were very favorable and the technology became the centerfold of numerous presentations at workshops and seminars.

Since then, the growth of heat pipe acceptance has become apparent with numerous installations.

After 2009, HPT's major market moves to health care, education, and data centers applications.

Opportunities in Commercial Applications

There are many applications for the company's patented technology. Commercial markets are extremely receptive to the dehumidification products and heat recovery products. Below is a listing of some the commercial applications for HPT Dehumidifier and Heat Recovery Heat Pipes.

Cleanrooms
Data Centers
Educational Facilities
Electronics Assembly
Pharmaceutical Manufacturing
Food Manufacturers

Museums/Archives
Office Buildings
Supermarkets
Swimming Pool Enclosures
Textile Manufactures
Warehouses

Hospitals
Hotel/Motel
Laboratories
Libraries
Airport Facilities
Bus Garages

HEAT PIPES FOR DEHUMIDIFICATION and HEAT RECOVERY

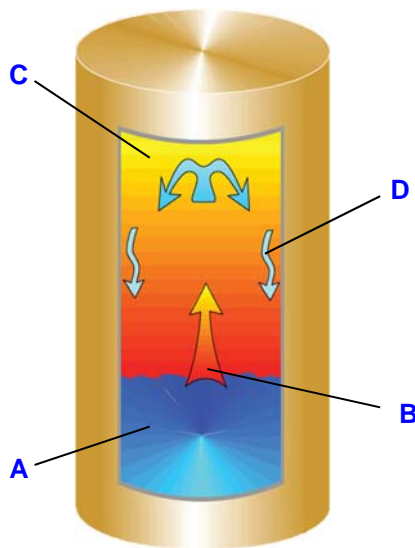
Overview

Heat pipes are the most effective passive method of transferring heat available today. In their simplest form, a heat pipe is a sealed tube containing a phase-change fluid. The heat pipes for HVAC applications are usually made of copper tubes, aluminum fins.. Different working fluids are used to suit various temperature ranges. In the case of heat pipes for HVAC applications, commercially available refrigerants are normally used as the working fluid. When there is temperature difference in two air streams of each end of the heat pipes, hot air stream applied to one end of the heat pipe, heat boils the inside fluid causing it to change phase from liquid to gas. This vaporization process absorbs large amounts of heat from hot the air stream. Vapor then travels to the other end of the heat pipe, where another air stream with the lower temperature causes the working fluid to condense and release the heat to the cold airflow. Fluid return is normally accomplished by gravity. The constant circulation of evaporating and condensing of the working fluid is the principle of heat pipes heat transfer.

Heat pipes can transfer heat with minimal temperature difference between one end and the other.

Passive HPT heat pipes do not need a circulating pump to operate and have no operating cost except for a nominal increase in static pressure. They have no moving parts to malfunction or to be maintained.

Basic Heat Pipe Structure Diagram



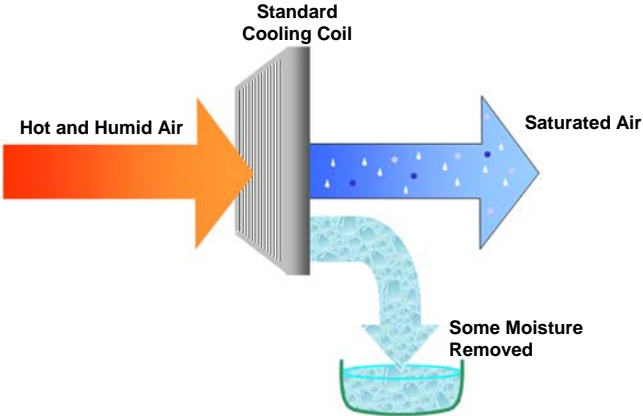
A traditional heat pipe is a hollow cylinder filled with a vaporizable liquid.

- A. Heat is absorbed in the evaporating section.
- B. Fluid boils to vapor phase.
- C. Heat is released from the upper part of cylinder to the environment; vapor condenses to liquid phase.
- D. Liquid returns by gravity or capillarity to the evaporating section.

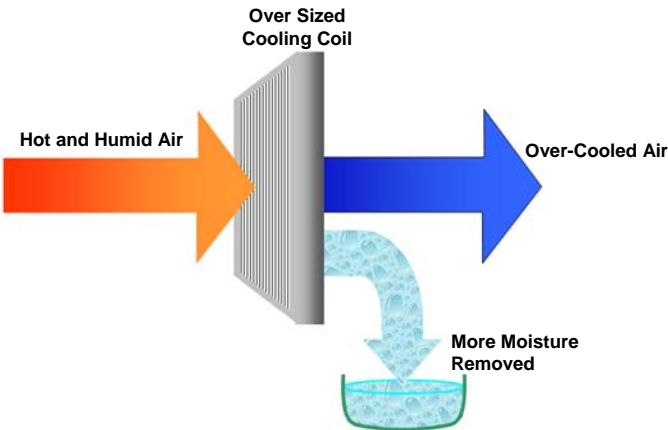
HEAT PIPES AND AIR CONDITIONING

Below illustrations show how wrap around heat pipes replace the old overcool then reheat method used to extract more moisture from an air stream. Current ASHRAE standard 90.1 does not allow simultaneous cooling and heating unless 75% of the energy used for reheat is a site recovered energy. In the case of the wrap around heat pipes, all reheat energy is site recovered. Moreover, the reheat is captured from incoming air stream, thus reducing the load on the cooling coil. Current ASHRAE standards refer to wrap around heat pipes as energy recovery in series.

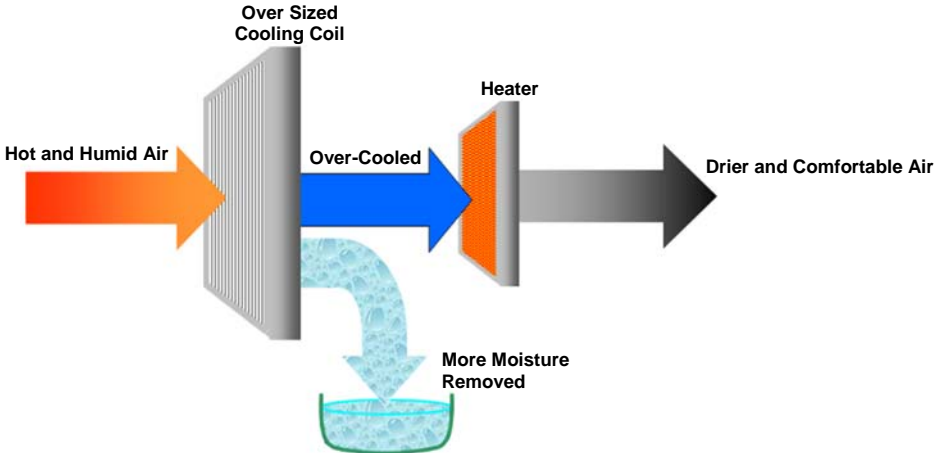
Air Conditioning in a Hot and Humid Climate



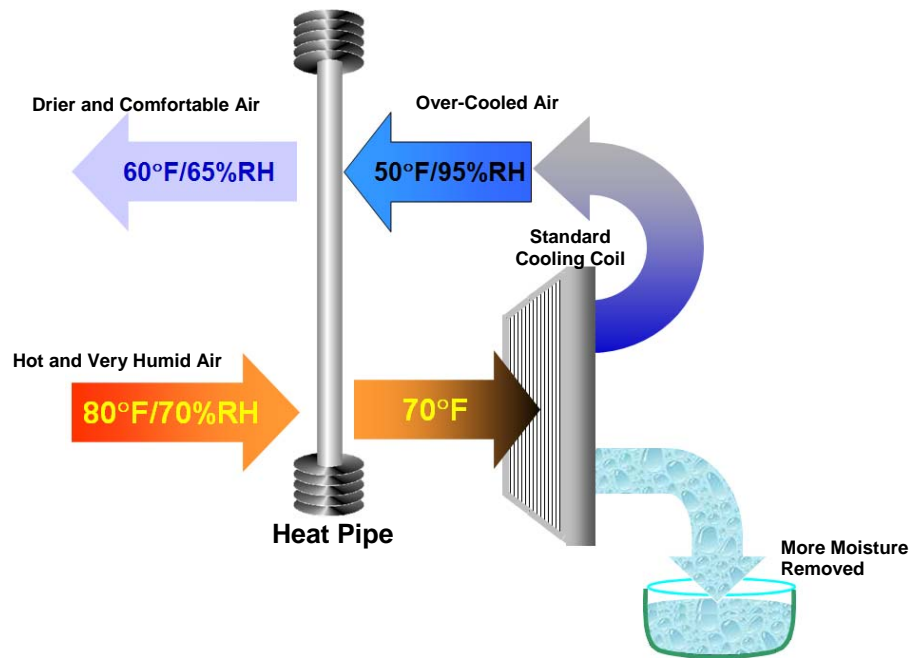
Overcooling to Remove Excess Humidity



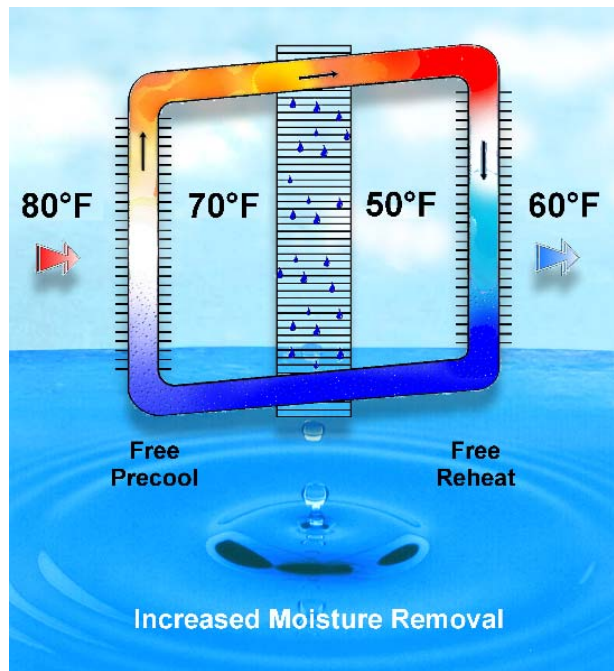
Reheating Overcooled Air to Comfortable Condition



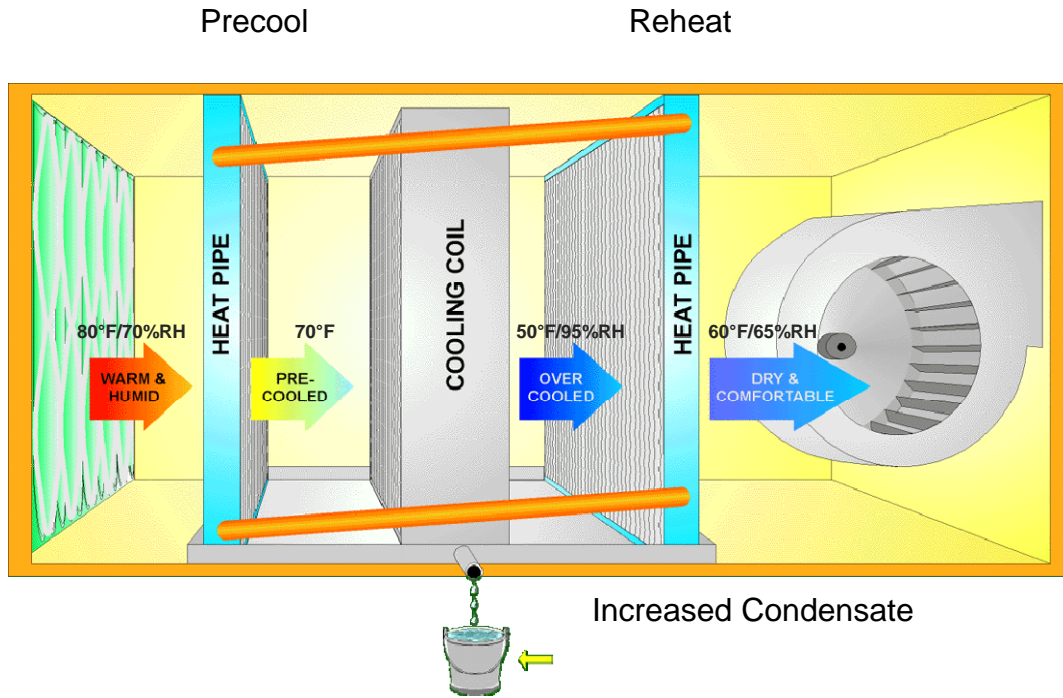
Using Heat Pipes to Improve Efficiency / Moisture Removal Capacity



“Dehumidifier Heat Pipe Principle”



Heat Pipe Dehumidification



Note: The above diagram shows only one circuit. Typically heat pipe systems are comprised of multiple circuits. Actual heat pipe installations may differ from the above.

PRODUCTS

- ***The DHP Series***

Dehumidifier Heat Pipes

- DHP-F** Factory Installed Wrap-Around Dehumidifier Heat Pipes
- DHP-S** Site Installed Wrap-Around Dehumidifier Heat Pipes
- DHP-U** U-Frame Wrap-Around Dehumidifier Heat Pipes
- DHP-V** Vertical Tubes Wrap-Around Dehumidifier Heat Pipes

- ***The HRM Series***

Energy Recovery Heat Pipes

- HRM-H** Side-By-Side Equal Heat and Cool Recovery
- HRM-Z** Side-By-Side Optimized for either Heat or Cool Recovery
- HRM-O** Over-Under for Single Season Recovery
- HRM-V** Split-Passive for Heat and / or Cool Recovery